

A series of clinical skills instruction booklets has been developed by the Clinical Skills Lab team (staff and recent graduates) at Bristol Vet School and these are now freely available under a Creative Commons License via our website (see link below).

We have over 120 booklets in total covering a wide range of skills and techniques. So far there are nearly 50 booklets on the website and more are being added on a regular basis. The booklets are used in our Clinical Skills Lab and are organized under section headings.

Each booklet follows a similar format:

1. Title Page
2. Equipment list & considerations for the station
3. Step by step guide (*each step has a photo and a written description*)
4. Resetting the station
5. I wish I'd known... (*tips from recent graduates*)

The booklets can be viewed or downloaded from our website:

<http://www.bristol.ac.uk/vetscience/research/comparative-clinical/veterinary-education/clinical-skills-booklets/>

List of Clinical Skills Instruction Booklets (by section & booklet name)

ANAESTHESIA & FLUID THERAPY

- CSL_A00 Anaesthetic Machine Anatomy
- CSL_A01 Checking an Anaesthetic Machine
- CSL_A02 Inserting an Oxygen Cylinder
- CSL_A03 Selecting & Connecting Breathing Systems
- CSL_A04 Checking a Breathing System
- CSL_A05 Endotracheal Intubation
- CSL_A06 IV Catheter Placement
- CSL_A07 Calculating and Drawing up Anaesthetic Drugs
- CSL_A08 Induction of Anaesthesia
- CSL_A09 IV Fluid Therapy Set Up
- CSL_A10 IV Fluid Therapy Calculations
- CSL_A11 3 Way Taps
- CSL_A12 Measuring Blood Pressure



Anaesthesia & fluid therapy

BANDAGING

- CSL_B00 Applying a Sterile Dressing
- CSL_B01 Foot Bandage
- CSL_B02 Head Bandage
- CSL_B03 Catheter Bandage - Catheter in use
- CSL_B04 Catheter Bandage – Catheter not in use
- CSL_B05 Bandaging Oups
- CSL_B06 Robert Jones bandage



Bandaging

CHICKEN & PIG (coming soon)

- CSL_C00 Chicken Handling
- CSL_C01 Piglet Handling



Chicken & pig (coming soon)

COW

CSL_F00 Putting on a Halter
CSL_F01 Casting a Cow
CSL_C03 Aseptic Milk Sampling for Bacteriology
CSL_F04 Intramuscular (IM) Injection (cattle)
CSL_F15 Farm Animal Feedstuffs
CSL_H08 Locating Cattle Injection Sites
CSL_F00 Car boot to cow side
CSL_F01 Jugular Blood Sampling
CSL_F02 IV Calcium
CSL_F03 Farm Animal Isolation
CSL_F04 Writing a Prescription (LA)



Cow

DOG & CAT (coming soon)
CSL_D00 Lymph Nodes (cat)
CSL_D00a Lymph Nodes (dog)
CSL_D02 Fitting a Muzzle
CSL_D03 Locating Cat and Dog Injection Sites
CSL_D04 Cat Basket Handling
CSL_D05 Restraining a Cat for Blood Sampling
CSL_D06 Using a Slip Lead
CSL_D07 Sexing a Dog
CSL_D08 Canine Dentition
CSL_D09 IM Injection (dog)
CSL_D10 Making a Skin Tent for Subcutaneous Injection



Dog and cat (coming soon)

EQUINE PROCEDURES (coming soon)
CSL_EP00 Applying a Twitch
CSL_EP01 Nasogastric Tubing
CSL_EP02 Equine Abdominocentesis - Needle
CSL_EP03 Equine Abdominocentesis - Cannula
CSL_EP04 Equine Laceration Model
CSL_EP05 Car Boot to Horse Side
CSL_EP06 Equine Jugular Catheter



Equine procedures (coming soon)


EXOTICS (coming soon)
CSL_E00 Handling a Rat
CSL_E01 Handling a Gerbil
CLS_E02 Handling a Mouse
CSL_E03 Handling a Hamster
CSL_E04 Rabbit Handling
CSL_E05 Guinea Pig Handling
CSL_E06 Ferret Handling
CSL_H15 Rabbit Basket Handling
CSL_H16 Reptile Handling
CSL_H19 Exotic Species Blood Sampling Sites



Exotics (coming soon)

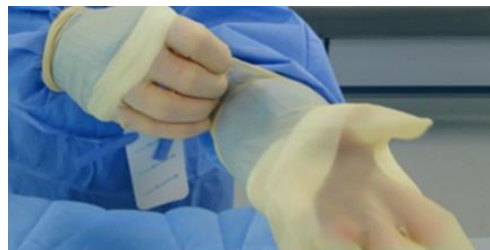
HORSE HANDLING (coming soon)

CSL_H00 Picking out a Horse's Hoof	
CSL_H01 Equine Stable and Exercise Bandage	
CSL_H02 Rugging up a Horse	
CSL_H03 Placing a Headcollar	
	Horse (coming soon)
<u>LABORATORY TECHNIQUES</u>	
CSL_L00 Packed Cell Volume	
CSL_L01 Total Solids	
CSL_L02 Blood Smear	
CSL_L03 Urinalysis Dipstick	
CSL_L04 Urinalysis Specific Gravity	
CSL_L05 Urine Sediment Preparation	
CSL_L06 Diff-Quik Staining	
CSL_L07 Using a Microscope	
CSL_L08 Packaging Diagnostic Samples	
CSL_L08a Packaging Diagnostic Samples (P650 Diagram Test)	
CSL_L09 McMaster Worm Egg Count	
CSL_L10 Blood Tubes	
CSL_L11 Inoculating Bacteriological Growth Medium	
CSL_L12 Preparing a Gram Stain	
	<u>Laboratory techniques</u>
PROCEDURES (coming soon)	
CSL_P00 Fine Needle Aspirate (FNA)	
CSL_P01 Otoscopic (ear) Examination	
CSL_P02 Skin Scrapping	
CSL_P03 Tape Strip	
CSL_P04 Ophthalmic Examination	
CSL_P05 Nasal Oxygen Tube	
CSL_P06 Oesophageal Feeding Tube	
CSL_P07 Subcutaneous Mass Excision	
CSL_P08 Thoracocentesis	
CSL_P09 Cat Castrate Auto Ligation (Forceps)	
CSL_P10 Cat Castration (with model)	
CSL_P11 Dental Scaling	
CSL_P12 Writing a Prescription SA	
CSL_P13 Tom Cat Urinary Catheterisation	
CSL_P14 Cystocentesis	
CSL_P15 Subcutaneous Injections	
CSL_P16 Jugular Blood Sample	
CSL_P17 Cephalic Blood Sample	
	Procedures (coming soon)
SHEEP (coming soon)	
CSL_SH00 Lamb Tail Docking	
CSL_SH01 Lamb Castration	
CSL_SH02 Lambing	
CSL_SH03 How to Turn a Sheep	
CSL_SH00 Lamb Tail Docking	

CSL_SH01 Lamb Castration	
CSL_SH02 Lambing	
CSL_SH03 How to Turn a Sheep	
	Sheep (coming soon)

SURGICAL PREPARATION

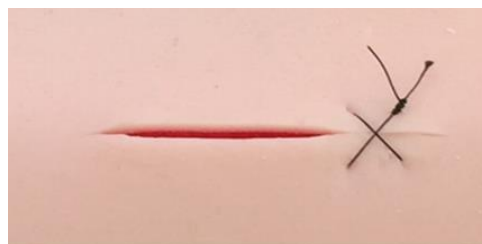
CSL_SP00 Scrubbing Up
CSL_SP01 Gowning
CSL_SP02 Closed Gloving
CSL_SP03 Open Gloving
CSL_SP04 Four Corner Draping
CSL_SP05 Surgical Instruments
<i>CSL_SP06 Suture Material Selection</i>
<i>CSL_SP07 Remove Suture Materials from Cassettes & Packages</i>
CSL_SP08 Surgical Dexterity Practice
CSL_SP09 Attaching & Removing a Scalpel Blade
<i>CSL_SP10 Handwash</i>



Surgical preparation

SUTURES & KNOTS (coming soon)

CSL_S00 Simple Interrupted Suture (T)
CSL_S01 Simple Continuous Suture (T)
CSL_S02 Ford Interlocking Suture
CSL_F08 Utrecht Suture
CSL_F12 Purse-string Suture
CSL_S06 Simple Interrupted Suture (S)
CSL_S07 Simple Continuous Suture (S)
CSL_S08 Intradermal Suture
CSL_S09 Instrument Tie
CSL_S10 One Handed Tie
CSL_S11 Two Handed Tie
CSL_S12 Knots and Throws
CSL_S13 Suturing a T Towel
CSL_S14 Cruciate Suture
CSL_S16 Finger Trap



Sutures & knots (coming soon)

USING SHARPS

CSL_U02 Safe use of Needles
CSL_U07 How to Open a Glass Vial



Using sharps

CLINICAL SKILLS LAB RULES

CSL_I00 House Rules
CSL_I01 Induction
CSL_I02 Lab Area Rules